






Pawtucket Mill Supply

These are the most popular parts that we stock at this time. If you do not see what you need. Please contact me and we will get it for you. The images are for reference only and not to scale.

<u>Number series</u>	<u>Part Number</u>	<u>Description</u>	<u>Image</u>
100	100	Pinion Gear comes complete with safety clip and key	
100	101	Universal Selvedge Plate Chrome	
100	102	Weft Pulley Variator	



Pawtucket Mill Supply

These are the most popular parts that we stock at this time. If you do not see what you need. Please contact me and we will get it for you. The images are for reference only and not to scale.

100	103	Filling Toothed Belt 16x410	
100	104	Retaining Hook (Ribbon Holder) 0.5mm	
100	105		Open




Pawtucket Mill Supply

These are the most popular parts that we stock at this time. If you do not see what you need. Please contact me and we will get it for you. The images are for reference only and not to scale.

100	106	Needle Block 45 Degree	
100	107	Needle Block 25 degree	
100	108		Open




Pawtucket Mill Supply

These are the most popular parts that we stock at this time. If you do not see what you need. Please contact me and we will get it for you. The images are for reference only and not to scale.

100	109	Shaft Support (11/8.3x183)	
100	110	Rubberfeed for the 53 model loom This unit can be ordered with Neoprene nip rollers the cost for this unit is \$3850.00	
100	111	Rubber traction Spring 290mm	

Pawtucket Mill Supply

These are the most popular parts that we stock at this time. If you do not see what you need. Please contact me and we will get it for you. The images are for reference only and not to scale.

100	112	Chain Security link Red Plastic	
100	113	Peg Bearing w/Red Cap	
100	114	Cover - Left With Securing clamps	

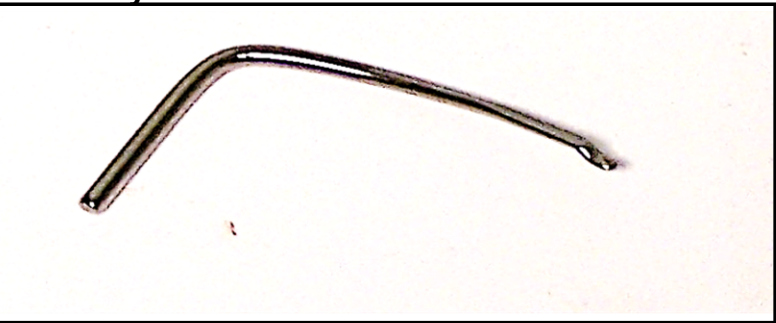


Pawtucket Mill Supply

These are the most popular parts that we stock at this time. If you do not see what you need. Please contact me and we will get it for you. The images are for reference only and not to scale.

100	115	Cover - Right With Securing Clamps	
100	116	Weft Needle 130mm Complete	
100	117	Weft Needle 54mm	



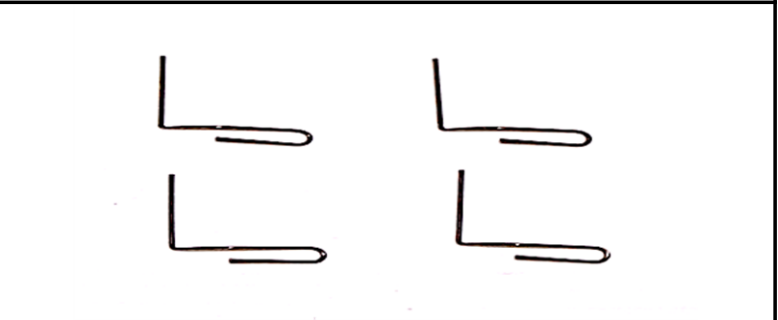
Pawtucket Mill Supply

These are the most popular parts that we stock at this time. If you do not see what you need. Please contact me and we will get it for you. The images are for reference only and not to scale.

100	118	Weft Needle 42mm	
100	119	Weft Needle Holder 54mm	
100	120	Contact Rail 546mm (42mm Frame)	




Pawtucket Mill Supply

These are the most popular parts that we stock at this time. If you do not see what you need. Please contact me and we will get it for you. The images are for reference only and not to scale.

100	121	Contact Rail 632mm (53mm Frame)	
100	122	Binder Insert Needle 2 Hole	
100	123	Safety Wire	




Pawtucket Mill Supply

These are the most popular parts that we stock at this time. If you do not see what you need. Please contact me and we will get it for you. The images are for reference only and not to scale.

100	124	Drop Pin (for the retaining hooks)	
100	125	Clutch Spring	
100	126	Yarn Tension Disk	




Pawtucket Mill Supply

These are the most popular parts that we stock at this time. If you do not see what you need. Please contact me and we will get it for you. The images are for reference only and not to scale.

100	127	Roller Lever Complete	
100	128	NF Traction Spring 312mm	
100	129	Reed shaft bearing (Right Side) D37/30/16 Covered one end See 100360 for the left side bearing	




Pawtucket Mill Supply

These are the most popular parts that we stock at this time. If you do not see what you need. Please contact me and we will get it for you. The images are for reference only and not to scale.

100	130	Harness Jack #203	
100	131	Harness Jack #204	
100	132	Harness Jack #205	

Pawtucket Mill Supply

These are the most popular parts that we stock at this time. If you do not see what you need. Please contact me and we will get it for you. The images are for reference only and not to scale.

100	133	Harness Jack #206	
100	134	180 x 5.5 0.05 Large Heddle	
100	135	180 x 4 x 3.5 Small Heddle	




Pawtucket Mill Supply

These are the most popular parts that we stock at this time. If you do not see what you need. Please contact me and we will get it for you. The images are for reference only and not to scale.

100	136	Weft Accumulator TS612A	 The image shows the Weft Accumulator TS612A, which is a complex mechanical device with multiple spools and a central drum, housed in a white plastic case.
100	137	Weft Accumulator control Box 8 Position	 The image shows a white rectangular control box with eight black switches on top and a red emergency stop button on the front.
100	138	Change Wheel Shaft Complete D15 x 140mm	 The image shows a long, black, cylindrical shaft with a threaded end, and two small metal components, likely washers or spacers, below it.



Pawtucket Mill Supply

These are the most popular parts that we stock at this time. If you do not see what you need. Please contact me and we will get it for you. The images are for reference only and not to scale.

100	139	Lampshade	
100	140	Clutch Shaft D45 x 111mm	
100	141	NF 54mm Tape Plate complete	




Pawtucket Mill Supply

These are the most popular parts that we stock at this time. If you do not see what you need. Please contact me and we will get it for you. The images are for reference only and not to scale.

100	142	Weave Head NF 45/54/ 66mm	
100	143		Open
100	144	Weft Needle NF 27mm	


Pawtucket Mill Supply

These are the most popular parts that we stock at this time. If you do not see what you need. Please contact me and we will get it for you. The images are for reference only and not to scale.

100	145	Connecting Rod NF 54mm	
100	146	Connecting Rod NF 27mm	
100	147	Connecting Rod NF 42mm	

Pawtucket Mill Supply

These are the most popular parts that we stock at this time. If you do not see what you need. Please contact me and we will get it for you. The images are for reference only and not to scale.

100	148		Open
100	149	Mutrans Lever Spring	
100	150		Open


Pawtucket Mill Supply

These are the most popular parts that we stock at this time. If you do not see what you need. Please contact me and we will get it for you. The images are for reference only and not to scale.

100	151		Open
100	152		Open
100	153		Open



Pawtucket Mill Supply

These are the most popular parts that we stock at this time. If you do not see what you need. Please contact me and we will get it for you. The images are for reference only and not to scale.

100	154		Open
100	155	Creel Tension Disk	
100	156		Open




Pawtucket Mill Supply

These are the most popular parts that we stock at this time. If you do not see what you need. Please contact me and we will get it for you. The images are for reference only and not to scale.

100	157		Open
100	158	Reed Crank Axle Lever (33)	
100	159	Weft Needle 84mm Round Head	




Pawtucket Mill Supply

These are the most popular parts that we stock at this time. If you do not see what you need. Please contact me and we will get it for you. The images are for reference only and not to scale.

100	160	SA2200 Bearing for 130mm Weft Crank with Grease Hole	
100	161	Double Eye Filling Guide	
100	162	Roller Seat	




Pawtucket Mill Supply

These are the most popular parts that we stock at this time. If you do not see what you need. Please contact me and we will get it for you. The images are for reference only and not to scale.

100	163	Motor Drive Belt 30x9x1175	
100	164	Gear Box clutch shaft cover plate	
100	165	Binder insert needle PT5	




Pawtucket Mill Supply

These are the most popular parts that we stock at this time. If you do not see what you need. Please contact me and we will get it for you. The images are for reference only and not to scale.

100	166	6/45 Weft Needle	
100	167	Bearing Bushing Complete (Filling) D42x43	
100	168	Pinion Gear Bearing D21/15x16 (Needle Tube)	




Pawtucket Mill Supply

These are the most popular parts that we stock at this time. If you do not see what you need. Please contact me and we will get it for you. The images are for reference only and not to scale.

100	169	Bearing Tube	
100	170	Retaining Hook 1mm	
100	171	Reed Clip	



Pawtucket Mill Supply

These are the most popular parts that we stock at this time. If you do not see what you need. Please contact me and we will get it for you. The images are for reference only and not to scale.

100	172	Double Roller Support Right Side	
100	173	Pattern Chain Up Link	
100	174	Bottom up Left Link	

Pawtucket Mill Supply

These are the most popular parts that we stock at this time. If you do not see what you need. Please contact me and we will get it for you. The images are for reference only and not to scale.

100	175	Bottom Link	
100	176	Bottom up Right Link	
100	177		Open




Pawtucket Mill Supply

These are the most popular parts that we stock at this time. If you do not see what you need. Please contact me and we will get it for you. The images are for reference only and not to scale.

100	177		Open
100	178	Gear Box Oil drain	Pic coming
100	179		Open




Pawtucket Mill Supply

These are the most popular parts that we stock at this time. If you do not see what you need. Please contact me and we will get it for you. The images are for reference only and not to scale.

100	180	Ball Bearing	
100	181	Crank Bearing Bolt 16 x 27	
100	182	Stringing Rail NF 42	



Pawtucket Mill Supply

These are the most popular parts that we stock at this time. If you do not see what you need. Please contact me and we will get it for you. The images are for reference only and not to scale.

100	183	Binder Thread Inserter 1 Hole	
100	184	Weft Compensating Spring 0.5	
100	185	Magnet Green NFJM2	

Pawtucket Mill Supply

These are the most popular parts that we stock at this time. If you do not see what you need. Please contact me and we will get it for you. The images are for reference only and not to scale.

100	186		Open
100	187	Lamp Unit	
100	188	Button - Green Start	



Pawtucket Mill Supply

These are the most popular parts that we stock at this time. If you do not see what you need. Please contact me and we will get it for you. The images are for reference only and not to scale.

100	189	Button - Yellow	Jog	
100	190	66mm Weft Needle		
100	191	Drop Wire 140*11*03mm		

Pawtucket Mill Supply

These are the most popular parts that we stock at this time. If you do not see what you need. Please contact me and we will get it for you. The images are for reference only and not to scale.

100	192		Open
100	193	Yarn Guide Rod	
100	194	Reed Spring (Applies tension to the press roller)	



Pawtucket Mill Supply

These are the most popular parts that we stock at this time. If you do not see what you need. Please contact me and we will get it for you. The images are for reference only and not to scale.

100	195		Open
100	196		Open
100	197		Open




Pawtucket Mill Supply

These are the most popular parts that we stock at this time. If you do not see what you need. Please contact me and we will get it for you. The images are for reference only and not to scale.

100	198	Roller (Mutrans)Complete with Bearings	
100	199		Open
100	200	Bearing Bolt 52x56	




Pawtucket Mill Supply

These are the most popular parts that we stock at this time. If you do not see what you need. Please contact me and we will get it for you. The images are for reference only and not to scale.

100	201	Binder Thread Cover	
100	202	Lamp 48v 7w	
100	203	Binder Cam Cover	




Pawtucket Mill Supply

These are the most popular parts that we stock at this time. If you do not see what you need. Please contact me and we will get it for you. The images are for reference only and not to scale.

100	204	Tension Disc Spring	
100	205	Harness Adjusting Tool	
100	206	Mutrans Bearing Bolt	


Pawtucket Mill Supply

These are the most popular parts that we stock at this time. If you do not see what you need. Please contact me and we will get it for you. The images are for reference only and not to scale.

100	207	Mutrans Press Roller Holder	
100	208	Mutrans Lever	
100	209	Roller Holder Guide	


Pawtucket Mill Supply

These are the most popular parts that we stock at this time. If you do not see what you need. Please contact me and we will get it for you. The images are for reference only and not to scale.

100	210		Open
100	211		Open
100	212	Weft needle Holder 66mm	



Pawtucket Mill Supply

These are the most popular parts that we stock at this time. If you do not see what you need. Please contact me and we will get it for you. The images are for reference only and not to scale.

100	213	NF53 Deflecting Tube Unit	
100	214	Deflecting Tube Shaft NF 53 (16 x 556)	
100	215		Open


Pawtucket Mill Supply

These are the most popular parts that we stock at this time. If you do not see what you need. Please contact me and we will get it for you. The images are for reference only and not to scale.

100	216		Open
100	217	Rubber Tension Spring 274mm	
100	218	Change Gear 42 Tooth	



Pawtucket Mill Supply

These are the most popular parts that we stock at this time. If you do not see what you need. Please contact me and we will get it for you. The images are for reference only and not to scale.

100	219		Open
100	220		Open
100	221	Motor, 1.5HP,220V,60Hz,1150RPM,6.5amps	




Pawtucket Mill Supply

These are the most popular parts that we stock at this time. If you do not see what you need. Please contact me and we will get it for you. The images are for reference only and not to scale.

100	222		Open
100	223	Knurled Take Down Roller NF42 SFR	
100	224	Bearing Bolt 27x29 For take Down Roller	




Pawtucket Mill Supply

These are the most popular parts that we stock at this time. If you do not see what you need. Please contact me and we will get it for you. The images are for reference only and not to scale.

100	225	6304-2RZ Bearing for take Down Roller	
100	226	M2-44Z Toothed gear for take down roller	
100	227	Ribbon Guide Bar D25 x 470	




Pawtucket Mill Supply

These are the most popular parts that we stock at this time. If you do not see what you need. Please contact me and we will get it for you. The images are for reference only and not to scale.

100	228	Brace Right for Double Take Down Roller	
100	229	40 Tooth Change Gear	
100	230	Belt Pulley Outside	




Pawtucket Mill Supply

These are the most popular parts that we stock at this time. If you do not see what you need. Please contact me and we will get it for you. The images are for reference only and not to scale.

100	231	Belt Pulley Innerside	
100	232	Harness Adjusting Nut	
100	233	Harness Adjusting Nut Bolt	




Pawtucket Mill Supply

These are the most popular parts that we stock at this time. If you do not see what you need. Please contact me and we will get it for you. The images are for reference only and not to scale.

100	234	Torsion Bar 5x470-80 NF42	
100	235	Double take down roller support Left side	
100	236	Tape Plate 6/42mm	



Pawtucket Mill Supply

These are the most popular parts that we stock at this time. If you do not see what you need. Please contact me and we will get it for you. The images are for reference only and not to scale.

100	237	Left hand screw for Tape Plate Ribbon Holder	
100	238	Harness Jack #202	
100	239	LED Pick Glass Inches/mm	




Pawtucket Mill Supply

These are the most popular parts that we stock at this time. If you do not see what you need. Please contact me and we will get it for you. The images are for reference only and not to scale.

100	240	Regular Pick Glass inches/mm		
100	241		Open	
100	242		Open	



Pawtucket Mill Supply

These are the most popular parts that we stock at this time. If you do not see what you need. Please contact me and we will get it for you. The images are for reference only and not to scale.

100	243	Torsion Shaft holder complete with Bearings	
100	244	Torsion Shaft NF 42 12x6x395	
100	245	Drop Wire 140*11*0.4	




Pawtucket Mill Supply

These are the most popular parts that we stock at this time. If you do not see what you need. Please contact me and we will get it for you. The images are for reference only and not to scale.

100	246	Drop Wire 140*11*0.5	
100	247	6/45 Weft Needle Holder	
100	248	Hold check parts bin	




Pawtucket Mill Supply

These are the most popular parts that we stock at this time. If you do not see what you need. Please contact me and we will get it for you. The images are for reference only and not to scale.

100	249	Upper Ribbon Holder 54mm	
100	250	27mm Weaving head	
100	251	Eccentric Binding Cam D56	

Pawtucket Mill Supply

These are the most popular parts that we stock at this time. If you do not see what you need. Please contact me and we will get it for you. The images are for reference only and not to scale.

100	252	Bearing Bolt for Take Down Roller 52x35	
100	253	Weft Needle 27mm	
100	254	NFJM Black magnet	


Pawtucket Mill Supply

These are the most popular parts that we stock at this time. If you do not see what you need. Please contact me and we will get it for you. The images are for reference only and not to scale.

100	255	54mm Weft Needle with Widia Ring	
100	256	Filling Tension Unit Double Eye	
100	257	66mm Connecting Rod	

Pawtucket Mill Supply

These are the most popular parts that we stock at this time. If you do not see what you need. Please contact me and we will get it for you. The images are for reference only and not to scale.

100	258	84mm/130mm Fork Lever	
100	259	130mm Crank (Dog Bone)	
100	260	Binder thread unit complete 53mm	




Pawtucket Mill Supply

These are the most popular parts that we stock at this time. If you do not see what you need. Please contact me and we will get it for you. The images are for reference only and not to scale.

100	261	45mm Weft Needle With Widia Ring	
100	262	Center Frame INNER	
100	263	Center Frame OUTER	




Pawtucket Mill Supply

These are the most popular parts that we stock at this time. If you do not see what you need. Please contact me and we will get it for you. The images are for reference only and not to scale.

100	264	Stringing Rail NF 53 mm	
100	265	Bearing for Press Roller D35/15x11	
100	266	Neoprene Press roller Complete Bearings. 35mm	




Pawtucket Mill Supply

These are the most popular parts that we stock at this time. If you do not see what you need. Please contact me and we will get it for you. The images are for reference only and not to scale.

100	267	Press Roller Shaft D15x39	
100	268	Belt Drive Variator Disk Outer	
100	269	Belt Drive Variator Pulley Inner	




Pawtucket Mill Supply

These are the most popular parts that we stock at this time. If you do not see what you need. Please contact me and we will get it for you. The images are for reference only and not to scale.

100	270	66mm Tape Plate	
100	271	Filling Tension Unit Complete Single End 38.630/E	
100	272	Pastic Brush (Weft Accumulator)	

Pawtucket Mill Supply

These are the most popular parts that we stock at this time. If you do not see what you need. Please contact me and we will get it for you. The images are for reference only and not to scale.

100	273	Weft Accumulator Back Tension	 A metal component with a circular disc and a long arm, used for weft accumulation in textile spinning.
100	274	Single Leaf Front Tension (Weft Accumulator)	 A metal component with a long shaft and a single leaf, used for weft accumulation in textile spinning.
100	275	130mm Complete head conversion set (2 spaces)	 A set of metal components, including a large curved piece and several smaller parts, used for head conversion in textile spinning.




Phone, 401-722-0950
Cell, 401-545-0749

Prices subject to Change

www.pawtucketmill.com
Email, kdurn@pawtucketmill.com



Pawtucket Mill Supply

These are the most popular parts that we stock at this time. If you do not see what you need. Please contact me and we will get it for you. The images are for reference only and not to scale.

100	276	Green Switch with Light (START)	
100	277	Red Switch with Light (STOP)	
100	278	Single Eye Filling Yarn Guide	

Pawtucket Mill Supply

These are the most popular parts that we stock at this time. If you do not see what you need. Please contact me and we will get it for you. The images are for reference only and not to scale.

100	279	Motor Guard (246/119x564)	
100	280	Motor Guard Spacer SW17x57	
100	281	Intermediate Gear (D93/47x12) Z60	

Pawtucket Mill Supply

These are the most popular parts that we stock at this time. If you do not see what you need. Please contact me and we will get it for you. The images are for reference only and not to scale.

100	282	27mm Weft Needle Holder	
100	283	Neoprene Take Down Roller NF42 (D70x404)	
100	284	Neoprene Take Down Roller NF53 (D70x514)	


Pawtucket Mill Supply

These are the most popular parts that we stock at this time. If you do not see what you need. Please contact me and we will get it for you. The images are for reference only and not to scale.

100	285	Press Rooler 130mm Steel D32x140	
100	286	Press Roller Shaft 130mm (D15x170)	
100	287	Pressure Roller Shaft 54mm (D15x80)	




Pawtucket Mill Supply

These are the most popular parts that we stock at this time. If you do not see what you need. Please contact me and we will get it for you. The images are for reference only and not to scale.

100	288	Main Bell Crank (R28) Most used Crank	
100	289	Crank Complete with Bearings (L78)	
100	290	Crank Needle Bearing (D38/25.5x0.8)	




Pawtucket Mill Supply

These are the most popular parts that we stock at this time. If you do not see what you need. Please contact me and we will get it for you. The images are for reference only and not to scale.

100	291	Crank Needle Bearing (D24/12x14)	
100	292	Filling Drive Shaft (D15H6x84)	
100	293	Filling Drive Shaft Bearing (D21/15x1.5)	

Pawtucket Mill Supply

These are the most popular parts that we stock at this time. If you do not see what you need. Please contact me and we will get it for you. The images are for reference only and not to scale.

100	294	Filling Toothed Belt 600L	
100	295	Filling Toothed Belt 660L	
100	296	Filling drive Belt dual gear Replaces single gear 87/65 Uses L87 belt 100391 universal 9mm belt	




Pawtucket Mill Supply

These are the most popular parts that we stock at this time. If you do not see what you need. Please contact me and we will get it for you. The images are for reference only and not to scale.

100	297	Filling drive Belt dual gear Replaces single gear 55/29 Uses L87 belt 100391 universal 9mm belt 87/65	
100	298	Timing Belt Wheel (D50x20Z16) Fits 660L Belt	
100	299	Binder thread stop motion bar holder 25/10x116 ELS	




Pawtucket Mill Supply

These are the most popular parts that we stock at this time. If you do not see what you need. Please contact me and we will get it for you. The images are for reference only and not to scale.

100	300	Binder thread stop motion bar holder 25/10/116 ELS	
100	301	Spring Hub (D20x10) Binder thread spring unit	
100	302	Filling Belt Long/Round 3 Tip	




Pawtucket Mill Supply

These are the most popular parts that we stock at this time. If you do not see what you need. Please contact me and we will get it for you. The images are for reference only and not to scale.

100	303	Binder Thread Wheel (D80)	
100	304	Stop Motion Bar Support (60/2x320)	
100	305	Fixing rail for contacts 58/12.4x12.5	




Pawtucket Mill Supply

These are the most popular parts that we stock at this time. If you do not see what you need. Please contact me and we will get it for you. The images are for reference only and not to scale.

100	306	Contact Plate (11.5/1.5x60) For holding contact rails in place	
100	307	Swivel Head Plate Q20 G Shed	
100	308	Chain Board (The chain board is made of Aluminum)	




Pawtucket Mill Supply

These are the most popular parts that we stock at this time. If you do not see what you need. Please contact me and we will get it for you. The images are for reference only and not to scale.

100	309	NF 42 Deflecting Tube Complete with Bearings	
100	310	Large Widia Ring Hard tungsten steel used for abrasive filling	
100	311	Crank L44 (130mm)	




Pawtucket Mill Supply

These are the most popular parts that we stock at this time. If you do not see what you need. Please contact me and we will get it for you. The images are for reference only and not to scale.

100	312	Weft Compensating Spring 0.6	
100	313	Brake Switch	
100	314	Intermediate Gear Bearing	




Pawtucket Mill Supply

These are the most popular parts that we stock at this time. If you do not see what you need. Please contact me and we will get it for you. The images are for reference only and not to scale.

100	315	STOP Switch without light	
100	316	Compansation Spring 0.8x70mm Single eye	
100	317	22 Tooth Change Gear	




Pawtucket Mill Supply

These are the most popular parts that we stock at this time. If you do not see what you need. Please contact me and we will get it for you. The images are for reference only and not to scale.

100	318	24 Tooth Change Gear	
100	319	26 Tooth Change Gear	
100	320	28 Tooth Change Gear	




Pawtucket Mill Supply

These are the most popular parts that we stock at this time. If you do not see what you need. Please contact me and we will get it for you. The images are for reference only and not to scale.

100	321	31 Tooth Change Gear	
100	322	37 Tooth Change Gear	
100	323	Small Eye Heavy Duty Heddle	


Pawtucket Mill Supply

These are the most popular parts that we stock at this time. If you do not see what you need. Please contact me and we will get it for you. The images are for reference only and not to scale.

100	324	Deflecting Tube Shaft NF 42 (16 x 446)	
100	325	Blue Heat Shrink Tubing	
100	326	Nut (for Change Wheel Shaft)	




Pawtucket Mill Supply

These are the most popular parts that we stock at this time. If you do not see what you need. Please contact me and we will get it for you. The images are for reference only and not to scale.

100	327		Open
100	328		Open
100	329	Clutch Shaft (D45*172) NF 53	

Pawtucket Mill Supply

These are the most popular parts that we stock at this time. If you do not see what you need. Please contact me and we will get it for you. The images are for reference only and not to scale.

100	330	Clutch Shaft (D45*120)	
100	331	170mm Weft Needle	
100	332	170mm Weft Needle Tip	


Pawtucket Mill Supply

These are the most popular parts that we stock at this time. If you do not see what you need. Please contact me and we will get it for you. The images are for reference only and not to scale.

100	333	Needle Crank 0116101	
100	334	L92 Crank	
100	335	130mm Weaving Head	

Pawtucket Mill Supply

These are the most popular parts that we stock at this time. If you do not see what you need. Please contact me and we will get it for you. The images are for reference only and not to scale.

100	336	130mm Tape Plate Complete	
100	337	130mm Weft Needle Holder (For NF weft needle 100116)	
100	338	Crank Lever	

Pawtucket Mill Supply

These are the most popular parts that we stock at this time. If you do not see what you need. Please contact me and we will get it for you. The images are for reference only and not to scale.

100	339	PT5 Selvedge Tape Plate	
100	340	Single Take Down Roller Support Guard	
100	341	Casing Clamp For Traction Spring Guards 20-1 x 105	




Pawtucket Mill Supply

These are the most popular parts that we stock at this time. If you do not see what you need. Please contact me and we will get it for you. The images are for reference only and not to scale.

100	342	Frame Support For Traction spring housing 65x20x238.5	
100	343	Spring Fastening Locator 70-48x193.5	
100	344	84mm Weft Needle Curved for regular weave head	




Pawtucket Mill Supply

These are the most popular parts that we stock at this time. If you do not see what you need. Please contact me and we will get it for you. The images are for reference only and not to scale.

100	345	84mm weft Holder	
100	346	Chain Pin w/Clip 108.9mm	
100	347	34 Tooth Change Gear	




Pawtucket Mill Supply

These are the most popular parts that we stock at this time. If you do not see what you need. Please contact me and we will get it for you. The images are for reference only and not to scale.

100	348	84mm Crank lever Regular weaving head	
100	349	Torsion Bar Clamp	
100	350	Torsion Wire Lever	

Pawtucket Mill Supply

These are the most popular parts that we stock at this time. If you do not see what you need. Please contact me and we will get it for you. The images are for reference only and not to scale.

100	351	Binder Assembly Traction Wire	
100	352	NF Gear Box	
100	353	130mm Needle Tip	



Pawtucket Mill Supply

These are the most popular parts that we stock at this time. If you do not see what you need. Please contact me and we will get it for you. The images are for reference only and not to scale.

100	354	Reed Shaft NF 42 D30.4x528	
100	355	Reed Shaft NF 53 D30.4x642	
100	356	45 degree needle block top plate	




Pawtucket Mill Supply

These are the most popular parts that we stock at this time. If you do not see what you need. Please contact me and we will get it for you. The images are for reference only and not to scale.

100	357	Clutch Shaft Bearing D42*15x13	
100	358		Open
100	359	Tension Disc (2) 0.8mm Spring Y-690 with Y-684 posts	

Pawtucket Mill Supply

These are the most popular parts that we stock at this time. If you do not see what you need. Please contact me and we will get it for you. The images are for reference only and not to scale.

100	360	Needle Tube (Reed Shaft) D37/30x16 See 100129 for the right side covered bearing	
100	361	Threader Tube For Filling guide holder (13x6x6)	
100	362	Spacer Bushing For Filling guide holder D12x6	

Pawtucket Mill Supply

These are the most popular parts that we stock at this time. If you do not see what you need. Please contact me and we will get it for you. The images are for reference only and not to scale.

100	363	Latch needle Crank 30/15x80	
100	364	Needle Cam D62x23	
100	365	Holding Rod NF42. 182/44x12 for filling guides	




Pawtucket Mill Supply

These are the most popular parts that we stock at this time. If you do not see what you need. Please contact me and we will get it for you. The images are for reference only and not to scale.

100	366	Holding Rod NF53. 237/44x12 for filling guides	
100	367	Stem Carrier (to secure 100365 and 100366)	
100	368	Binder Thread Holder	


Pawtucket Mill Supply

These are the most popular parts that we stock at this time. If you do not see what you need. Please contact me and we will get it for you. The images are for reference only and not to scale.

100	369		
100	370	Double Deck Binder Thread Insert Needle 13mm Hole Centers	
100	371	Mu1 Filling toothed Belt 16x490	



Pawtucket Mill Supply

These are the most popular parts that we stock at this time. If you do not see what you need. Please contact me and we will get it for you. The images are for reference only and not to scale.

100	372		Open
100	373	220V Electrical Box Complete with wiring and switch assembly	
100	374		Open

Pawtucket Mill Supply

These are the most popular parts that we stock at this time. If you do not see what you need. Please contact me and we will get it for you. The images are for reference only and not to scale.

100	375	42mm Binder Thread lifting unit	
100	376	84mm Round Head Gear Shaft	
100	377	84mm Round Head Shaft	

Pawtucket Mill Supply

These are the most popular parts that we stock at this time. If you do not see what you need. Please contact me and we will get it for you. The images are for reference only and not to scale.

100	378	84mm Round Head Gear Wheel	
100	379	84mm Round Head Ring	
100	380	84mm Round Head Bearing	

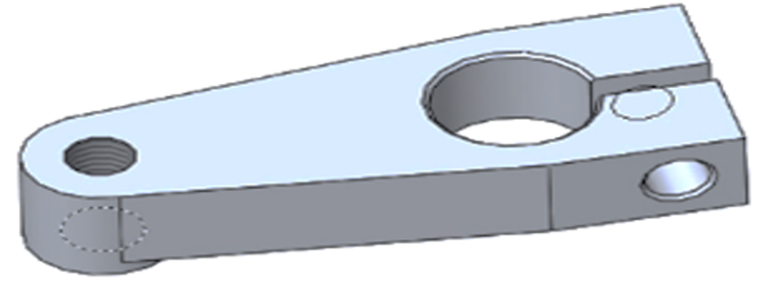


Pawtucket Mill Supply

These are the most popular parts that we stock at this time. If you do not see what you need. Please contact me and we will get it for you. The images are for reference only and not to scale.

100	381	84mm Round Head Belt	
100	382	84mm Round Head Cover	
100	383	84mm Round Head Adjusting Seat	




Pawtucket Mill Supply

These are the most popular parts that we stock at this time. If you do not see what you need. Please contact me and we will get it for you. The images are for reference only and not to scale.

100	384	Round Head Reed Axle	
100	385	84mm Round Head Needle Holder	
100	386	84mm Round head Crank lever	

Pawtucket Mill Supply

These are the most popular parts that we stock at this time. If you do not see what you need. Please contact me and we will get it for you. The images are for reference only and not to scale.

100	387	Circuit board for the Electrical box 100373	
100	388	Binder thread pulley V or round belt option belt	
100	389	Filling transport bearing bracket	




Pawtucket Mill Supply

These are the most popular parts that we stock at this time. If you do not see what you need. Please contact me and we will get it for you. The images are for reference only and not to scale.

100	390	Dual Filling gear (10/24) fits 660L Belt	
100	391	L87 Belt 9mm Wide for universal fit.	
100	392	Knurled Take down roller SNF NF 53	




Pawtucket Mill Supply

These are the most popular parts that we stock at this time. If you do not see what you need. Please contact me and we will get it for you. The images are for reference only and not to scale.

100	393	Threaded wheel shaft for binder transport	
100	394	Loom Frame Bracket	
100	395	Regulator Plate	




Pawtucket Mill Supply

These are the most popular parts that we stock at this time. If you do not see what you need. Please contact me and we will get it for you. The images are for reference only and not to scale.

100	396	Filling Transportation Unit	
100	397	NF Filling Shaft 680mm	
100	398	6/42 Steel Roller with Bearings and Axle	

Pawtucket Mill Supply

These are the most popular parts that we stock at this time. If you do not see what you need. Please contact me and we will get it for you. The images are for reference only and not to scale.

100	399		
100	400	G Shed Swivel Plate	
100	401	Ball Bearing (Deflecting Tube)	



Pawtucket Mill Supply

These are the most popular parts that we stock at this time. If you do not see what you need. Please contact me and we will get it for you. The images are for reference only and not to scale.

100	402	NF Base Wheel Z14 To Change pick ratio	
100	403	NF Base Wheel Z19 To change pick ratio	
100	404	NF Base Wheel Z37 to change pick ratio	



Pawtucket Mill Supply

These are the most popular parts that we stock at this time. If you do not see what you need. Please contact me and we will get it for you. The images are for reference only and not to scale.

100	405	NF Base Wheel Z42 To change pick ratio	
100	406	84mm Regular Weaving Head Conversion Kit Two head Kit 42mm Frame Regular head	<p>The Kit consists of the following. 2 Weaving heads complete with tape plates, 2 weft needles, 2 weft needle holders, 2 catch thread needles, 2 catch thread holders, 2 weft cranks, 2 weft crank holders, 1 torsion shaft, 1 torsion bar. All parts and fittings to attach the heads to the loom.</p>
100	407	84mm Press roller complete with shaft and bearings	

Pawtucket Mill Supply

These are the most popular parts that we stock at this time. If you do not see what you need. Please contact me and we will get it for you. The images are for reference only and not to scale.

100	408	Torsion Shaft 520mm NF53	
100	409	84mm Round head Conversion Kit 4 heads 53mm frame	<p>The Kit consists of the following. 4 Weaving heads complete with tape plates,4 weft needles,4 weft needle holders,4 catch thread needles, 4 catch thread holders, 4 weft cranks,4 weft crank holders, 1 torsion shaft, 1 torsion bar. All parts and fittings to attach the heads to the loom.</p>
100	410	550 Volt electric motor	




Pawtucket Mill Supply

These are the most popular parts that we stock at this time. If you do not see what you need. Please contact me and we will get it for you. The images are for reference only and not to scale.

100	411		Open
100	412		Open
100	413		Open




Pawtucket Mill Supply

These are the most popular parts that we stock at this time. If you do not see what you need. Please contact me and we will get it for you. The images are for reference only and not to scale.

100	414	Main Left Side Plate	 A grey metal plate with a large circular hole at the top center, several smaller circular holes, and a rectangular slot at the bottom. The number '414' is handwritten in the center.
100	415	Main Right Side Plate	 A grey metal plate with a complex shape, featuring a large circular hole on the right side, a smaller circular hole on the left, and several small holes along the top edge.
100	416	53mm Body Extension	 A green-painted metal extension with a rectangular shape and a small protrusion on the right side.




Pawtucket Mill Supply

These are the most popular parts that we stock at this time. If you do not see what you need. Please contact me and we will get it for you. The images are for reference only and not to scale.

100	417	Chain Tension Waggle spring	
100	418	Chain Tension Roller NF	
100	419	Chain Tension Roller frame	

Pawtucket Mill Supply

These are the most popular parts that we stock at this time. If you do not see what you need. Please contact me and we will get it for you. The images are for reference only and not to scale.

100	420	Chain Tension Frame complete with Roller	
100	421	Front Reed Holder lever	
100	422	Oil Pump Sieve	




Pawtucket Mill Supply

These are the most popular parts that we stock at this time. If you do not see what you need. Please contact me and we will get it for you. The images are for reference only and not to scale.

100	423	Oil Pump Strainer cover	
100	424	Oil Pump Complete unit	
100	425	Gear Box Rubber Gasket	

Pawtucket Mill Supply

These are the most popular parts that we stock at this time. If you do not see what you need. Please contact me and we will get it for you. The images are for reference only and not to scale.

100	426	Binder thread stop motion Guide Complete NF 42	
100	427	Binder thread stop motion Guide Complete NF 53	
100	428	Reed Shaft Washer 50*31*1 P21	


Pawtucket Mill Supply

These are the most popular parts that we stock at this time. If you do not see what you need. Please contact me and we will get it for you. The images are for reference only and not to scale.

100	429	Reed Shaft Washer 45*29.5*1 P22	
100	430	Reed Shaft Locking Ring P50	
100	431	ND Rubber traction Spring	

Pawtucket Mill Supply

These are the most popular parts that we stock at this time. If you do not see what you need. Please contact me and we will get it for you. The images are for reference only and not to scale.

100	432	Jacquard Stringing Cord	
100	433		Open
100	434		Open

Pawtucket Mill Supply

These are the most popular parts that we stock at this time. If you do not see what you need. Please contact me and we will get it for you. The images are for reference only and not to scale.

100	435		Open
100	436		Open
100	437		Open

Pawtucket Mill Supply

These are the most popular parts that we stock at this time. If you do not see what you need. Please contact me and we will get it for you. The images are for reference only and not to scale.

100	438		Open
100	439		Open
100	440		Open


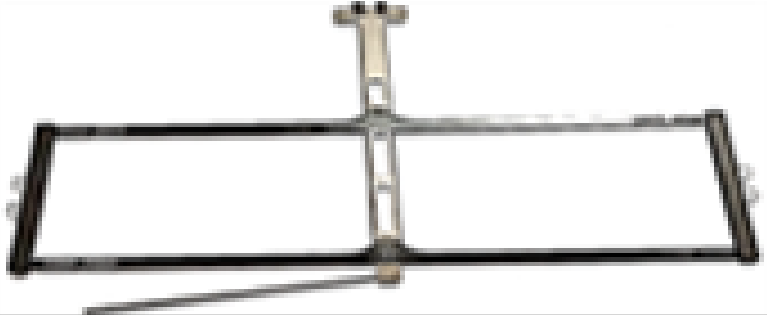

Pawtucket Mill Supply

These are the most popular parts that we stock at this time. If you do not see what you need. Please contact me and we will get it for you. The images are for reference only and not to scale.

100	441		Open
100	442		Open
100	443		Open



Pawtucket Mill Supply

These are the most popular parts that we stock at this time. If you do not see what you need. Please contact me and we will get it for you. The images are for reference only and not to scale.

100	444A	NF 42 Harness Frame complete Inner	
100	444B	NF 42 Harness Frame complete Outer	
100	445A	NF 53 Harness Frame complete Inner	



Pawtucket Mill Supply

These are the most popular parts that we stock at this time. If you do not see what you need. Please contact me and we will get it for you. The images are for reference only and not to scale.

100	445B	NF 53 Harness Frame complete Outer	
100	446	Filling Bracket Stabilizer	<p>The Stabilizer will help reduce wear on the filling bearing busshing and help reduce width variation as it keeps the filling Shaft from running out of true. This unit is a special order, estimated delivery 4 weeks.</p>
100	447	NF 53 Filling Stop motion stripper complete located on the front of the loom to prevent wrap arounds	

Pawtucket Mill Supply

These are the most popular parts that we stock at this time. If you do not see what you need. Please contact me and we will get it for you. The images are for reference only and not to scale.

100	448	Binder Thread drive belt round	 <p>Belt Location</p>
100	449	We can offer a wide selection of Reed hooks Please call for details and pricing Too many hooks to list, let us know your preference.	
100	450		Open




Pawtucket Mill Supply

These are the most popular parts that we stock at this time. If you do not see what you need. Please contact me and we will get it for you. The images are for reference only and not to scale.

100	451	Gear Box oil Seal D32/20.7	
100	452	Tempered steel rod Cut to 6ft lengths	Special Order for Customer. The steel rod comes in a coil, and cut to 6 feet lengths
100	453	Filling Bar Holder	



Pawtucket Mill Supply

These are the most popular parts that we stock at this time. If you do not see what you need. Please contact me and we will get it for you. The images are for reference only and not to scale.

100	454	Harness Screw	
100	455	Weft Drive Lever 42/21x91	
100	456	Reed Drive Lever	



Pawtucket Mill Supply

These are the most popular parts that we stock at this time. If you do not see what you need. Please contact me and we will get it for you. The images are for reference only and not to scale.

100	457		Open
100	458	Brake lining with Glue	
100	459	4/54mm Complete weaving conversion kit with side plates and all parts required for a quick change. Please note the image is for visual only 8 space shown	




Pawtucket Mill Supply

These are the most popular parts that we stock at this time. If you do not see what you need. Please contact me and we will get it for you. The images are for reference only and not to scale.

100	460	Needle block Lever	
100	461	Weft Crank	
100	462	Weft Crank cam	

Pawtucket Mill Supply

These are the most popular parts that we stock at this time. If you do not see what you need. Please contact me and we will get it for you. The images are for reference only and not to scale.

100	463	Harness Guide Left	
100	464	Harness Guide Right	
100	465	Loom Cover latch With clamp and screws (large)	

Pawtucket Mill Supply

These are the most popular parts that we stock at this time. If you do not see what you need. Please contact me and we will get it for you. The images are for reference only and not to scale.

100	466	Filling tension roller complete	
100	467	177 mm Chain Pin for 20 Harness	
100	468	Adjusting Bush for Intermediate gear	




Pawtucket Mill Supply

These are the most popular parts that we stock at this time. If you do not see what you need. Please contact me and we will get it for you. The images are for reference only and not to scale.

100	469	Spacer Ring for Adjusting bush Intermediate gear	
100	470	Compansation Spring 0.8x95 Double eye	
100	471	Upper Ribbon Holder for 84mm Round head	


Pawtucket Mill Supply

These are the most popular parts that we stock at this time. If you do not see what you need. Please contact me and we will get it for you. The images are for reference only and not to scale.

100	472	Latch Needle drive bearing 22x16x16 Right side	
100	473	Latch Needle Drive bearing 22x16x16 Left side	
100	474	Bottom Casing 84mm Round head	

Pawtucket Mill Supply

These are the most popular parts that we stock at this time. If you do not see what you need. Please contact me and we will get it for you. The images are for reference only and not to scale.

100	475	Top Casing 84mm Round head	
100	476		Open
100	477		Open


Pawtucket Mill Supply

These are the most popular parts that we stock at this time. If you do not see what you need. Please contact me and we will get it for you. The images are for reference only and not to scale.

100	478	NF Chain Drum 20 Harness	
100	479	Torsion Bar NF53	
100	480	NF 53 Shaft stablizer support	

Pawtucket Mill Supply

These are the most popular parts that we stock at this time. If you do not see what you need. Please contact me and we will get it for you. The images are for reference only and not to scale.

100	481	NF 53 Redesigned shaft support	
100	482	NF 53 Redirection bar D15x580 Front of the loom	
100	483	NF 53 Yarn path bar D18x 537 Behind the drop wires	




Pawtucket Mill Supply

These are the most popular parts that we stock at this time. If you do not see what you need. Please contact me and we will get it for you. The images are for reference only and not to scale.

100	484	Filling Brace Mutrans II	
100	485	Rear Pulley and belt cover	
100	486	NF 53 Worm gear Shaft (main Shaft) D60 x 671	




Pawtucket Mill Supply

These are the most popular parts that we stock at this time. If you do not see what you need. Please contact me and we will get it for you. The images are for reference only and not to scale.

100	487	Cone holder support rod	
100	488	Yarn Eye board guide 21 eyes. Item can be made to customer specification. Call for quote and pricing	
100	489	Center frame Support	

Pawtucket Mill Supply

These are the most popular parts that we stock at this time. If you do not see what you need. Please contact me and we will get it for you. The images are for reference only and not to scale.

100	490	Loom Handle	
100	491	41 Tooth Pick Gear	
100	492	Contact Rail Guide	

Pawtucket Mill Supply

These are the most popular parts that we stock at this time. If you do not see what you need. Please contact me and we will get it for you. The images are for reference only and not to scale.

100	493	Harness Guide	
100	494	Pressure Roller D50/32x60 (740735) Complete with shaft and bearings	
100	495	Pressure Roller shaft support	

Pawtucket Mill Supply

These are the most popular parts that we stock at this time. If you do not see what you need. Please contact me and we will get it for you. The images are for reference only and not to scale.

100	496	16/16 Needle shaft bearing Left side	
100	497	16/16 Needle shaft bearing with end cap right side	
100	498	Binder wheel pulley guard	



Pawtucket Mill Supply

These are the most popular parts that we stock at this time. If you do not see what you need. Please contact me and we will get it for you. The images are for reference only and not to scale.

100	499	0.07mm Binder Spring	
100	500	Bell Crank Shaft	
100	501	NF42 Right side cover special order only Call for pricing	




Pawtucket Mill Supply

These are the most popular parts that we stock at this time. If you do not see what you need. Please contact me and we will get it for you. The images are for reference only and not to scale.

100	502	Weft Feed sensor Magnet	
100	503	Weft feeder Brass screw for the sensor 100 503	
100	504	84mm Round weaving head complete	

Pawtucket Mill Supply

These are the most popular parts that we stock at this time. If you do not see what you need. Please contact me and we will get it for you. The images are for reference only and not to scale.

100	505	Needle lever	
100	506	50mm Round head weft needle	
100	507	Rubber Traction Spring Cover	

Pawtucket Mill Supply

These are the most popular parts that we stock at this time. If you do not see what you need. Please contact me and we will get it for you. The images are for reference only and not to scale.

100	508	NF 53 Needle Shaft 16/6x685	
100	508	NF 53 Needle Shaft 16/6x685	
100	509	Q20 Harness Guide	

Pawtucket Mill Supply

These are the most popular parts that we stock at this time. If you do not see what you need. Please contact me and we will get it for you. The images are for reference only and not to scale.

100	510	66mm Weft needle with Widia ring	
100	511	NC 130mm Weft Needle (836-120)	
100	512	Ceramic Eyelet (for 100126)	




Pawtucket Mill Supply

These are the most popular parts that we stock at this time. If you do not see what you need. Please contact me and we will get it for you. The images are for reference only and not to scale.

100	513	Double Press Roller support	
100	514	#100 514 Flat tooth belt 490 x 16 green	
100	515	HF2016 one way bearing for clutch shaft	




Pawtucket Mill Supply

These are the most popular parts that we stock at this time. If you do not see what you need. Please contact me and we will get it for you. The images are for reference only and not to scale.

100	516	1mm Compenstating spring Double eye	
100	517	Change wheel shaft NF 28 (192mm)	
100	518	84mm Lower ribbon holder regular head (2 space)	




Pawtucket Mill Supply

These are the most popular parts that we stock at this time. If you do not see what you need. Please contact me and we will get it for you. The images are for reference only and not to scale.

100	519	84mm Upper ribbon holder Regular head (2 Space)	
100	520	Spacer disc (use on bearing 100291)	
100	521	84mm Round head tape plate complete	




Pawtucket Mill Supply

These are the most popular parts that we stock at this time. If you do not see what you need. Please contact me and we will get it for you. The images are for reference only and not to scale.

100	522	Binder spring 0.5	
100	523	Binder spring 1.0mm	
100	524	Sicam Varitex Binder thread insert needle Right hand for the 160mm loom	




Pawtucket Mill Supply

These are the most popular parts that we stock at this time. If you do not see what you need. Please contact me and we will get it for you. The images are for reference only and not to scale.

100	525	Sicam Varitex Binder thread insert needle Left hand for the 160mm loom	
100	526	Light weight Tension disc (D)	
100	527	Tension disc spring 1mm (for 100126 and 100541)	




Pawtucket Mill Supply

These are the most popular parts that we stock at this time. If you do not see what you need. Please contact me and we will get it for you. The images are for reference only and not to scale.

100	528	35 Tooth pick gear	
100	529	Pinion Gear (100100) spacer D24/15*2	
100	530	Binder thread drive V belt (OPTI VB 6x450LI)	

Pawtucket Mill Supply

These are the most popular parts that we stock at this time. If you do not see what you need. Please contact me and we will get it for you. The images are for reference only and not to scale.

100	531	1.2mm x 130mm Compensating spring with ceramic eye	
100	532	Inner main motor drive belt cover NF	
100	533	Selvedge Plate 170mm Left hand	

Pawtucket Mill Supply

These are the most popular parts that we stock at this time. If you do not see what you need. Please contact me and we will get it for you. The images are for reference only and not to scale.

100	534	Selvedge Plate 170mm Right hand	
100	535	170mm Retaining Hook (for 100533 and 100534)	
100	536	Brass Handle left hand thread for tape plates	




Pawtucket Mill Supply

These are the most popular parts that we stock at this time. If you do not see what you need. Please contact me and we will get it for you. The images are for reference only and not to scale.

100	537	#100 537 Yarn Path Bar 18mm x 637mm	
100	538	#100 538 Yarn Path Bar 12mm x 673mm	
100	540	Tension disc nut (for 100126 and 100541)	

Pawtucket Mill Supply

These are the most popular parts that we stock at this time. If you do not see what you need. Please contact me and we will get it for you. The images are for reference only and not to scale.

100	541	Tension disc with (1mm spring)	
100	542	(A-056-TC) Ceramic eyelet. Gray Image for reference only	
100	543	(A-056-AP) Ceramic eyelet. Same as 100542 only in Pink	


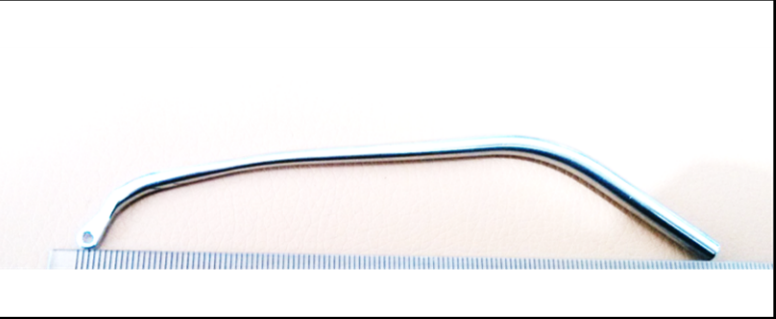

Pawtucket Mill Supply

These are the most popular parts that we stock at this time. If you do not see what you need. Please contact me and we will get it for you. The images are for reference only and not to scale.

100	544	(0.9mm Jacquard) 1500 Meter spool	
100	545	(730-530) 3/40 S/cm* Worm Wheel Pairs with #100 546	
100	546	(730-502) 3/40 S/cm* Worm shaft Pairs with #100 545	

Pawtucket Mill Supply

These are the most popular parts that we stock at this time. If you do not see what you need. Please contact me and we will get it for you. The images are for reference only and not to scale.

100	547	NC 2/130 Selvedge plate 50x18x10	
100	548	Weft needle 80Z H2 (731-161)	
100	549	Production hour clock 24 volt to 220 volts	




Pawtucket Mill Supply

These are the most popular parts that we stock at this time. If you do not see what you need. Please contact me and we will get it for you. The images are for reference only and not to scale.

100	550	Worm Wheel 14.5 S/CM* (503) Pair with 100551	
100	551	Worm Shaft 14.5 S/CM* (503) Pair with 100550	
100	552	NC weft needle holder (Fits 100511 Weft needle)	

Pawtucket Mill Supply

These are the most popular parts that we stock at this time. If you do not see what you need. Please contact me and we will get it for you. The images are for reference only and not to scale.

100	553	Filling compensating spring single eye (1mm x 70mm) Picture for reference only	
100	554	Filling compensating spring single eye (1.2mm x 70mm) Picture for reference only	
100	555	Binder needle (835-292)	


Pawtucket Mill Supply

These are the most popular parts that we stock at this time. If you do not see what you need. Please contact me and we will get it for you. The images are for reference only and not to scale.

100	556	See through Machine Guard for NF 28 (12") Picture not to scale	
100	557	See through Machine Guard for NF 42 (20") Picture not to scale	
100	558	Compensating spring disc (D40/8.5x1)	




Pawtucket Mill Supply

These are the most popular parts that we stock at this time. If you do not see what you need. Please contact me and we will get it for you. The images are for reference only and not to scale.

100	559	Compensating spring disc (D40/11.5x1)	
100	560	The picture shows one space 72mm head set #100560 it Consists of 100259,344,345,348,565,547	
100	561	NF 53 Machine Guard see through 24" wide with stop motion Picture not to scale	

Pawtucket Mill Supply

These are the most popular parts that we stock at this time. If you do not see what you need. Please contact me and we will get it for you. The images are for reference only and not to scale.

100	562	Upper ribbon Holder (130mm)	
100	563	Lower ribbon holder (130mm)	
100	564	(D26/20x16 bearing (18000-08 pos 22) fits in the regulator plate for the clutch shaft	



Pawtucket Mill Supply

These are the most popular parts that we stock at this time. If you do not see what you need. Please contact me and we will get it for you. The images are for reference only and not to scale.

100	565	(72mm Tape plate complete with upper and lower ribbon holders)	
100	566	130 mm Weft needle one piece	
100	567	(72mm lower ribbon holder)	

Pawtucket Mill Supply

These are the most popular parts that we stock at this time. If you do not see what you need. Please contact me and we will get it for you. The images are for reference only and not to scale.

100	568	1.5mm x 90mm Compensating spring Picture for reference only	
100	569	Adjusting ring for Change wheel shaft	
100	570		Open



Pawtucket Mill Supply

These are the most popular parts that we stock at this time. If you do not see what you need. Please contact me and we will get it for you. The images are for reference only and not to scale.

100	571	NF Loom Feet	
100	572	72mm/84mm weaving head	
100	580	Harness shaft support Alloy hard plastic.	

Pawtucket Mill Supply

These are the most popular parts that we stock at this time. If you do not see what you need. Please contact me and we will get it for you. The images are for reference only and not to scale.

100	593	Chain Pin for 16 Harness drum (142.9mm long)	
100	594	D22/16x16 Bearing for 72mm Weaving head	

Pawtucket Mill Supply

These are the most popular parts that we stock at this time. If you do not see what you need. Please contact me and we will get it for you. The images are for reference only and not to scale.

100			
100			