




Pawtucket Mill Supply

These are the most popular parts that we stock at this time. If you do not see what you need. Please contact me and we will get it for you.

<u>Number series</u>	<u>Part Number</u>	<u>Description</u>	<u>Image</u>
100	100	Pinion Gear comes complete with safety clip and key	
100	101	Universal Selvedge Plate Chrome	
100	102	Weft Pulley Variator	





Phone, 401-722-0950
Cell, 401-545-0749

Prices subject to Change

www.pawtucketmill.com
Email, kdurn@pawtucketmill.com

Pawtucket Mill Supply

These are the most popular parts that we stock at this time. If you do not see what you need. Please contact me and we will get it for you.

100	103	Filling Toothed Belt 16x410	
100	104	Retaining Hook (Ribbon Holder) 0.5mm	
100	105	Z20 Toothed Gear NFJM2	
100	106	Needle Block 45 Degree	





Pawtucket Mill Supply

These are the most popular parts that we stock at this time. If you do not see what you need. Please contact me and we will get it for you.

100	107	Needle Block 25 degree	
100	108	Double insert weft needle 3mm tip	
100	109	Shaft Support (11/8.3x183)	
100	110	Rubberfeed for the 53 model loom This unit can be ordered with Neoprene nip rollers the cost for this unit is \$3850.00	

Pawtucket Mill Supply

These are the most popular parts that we stock at this time. If you do not see what you need. Please contact me and we will get it for you.

100	111	Rubber traction Spring 290mm	
100	112	Chain Security link Red Plastic	
100	113	Peg Bearing w/Red Cap	
100	114	Cover - Left With Securing clamps	


Phone, 401-722-0950
Cell, 401-545-0749

Prices subject to Change

www.pawtucketmill.com
Email, kdurn@pawtucketmill.com





Pawtucket Mill Supply

These are the most popular parts that we stock at this time. If you do not see what you need. Please contact me and we will get it for you.

100	115	Cover - Right With Securing Clamps	
100	116	Weft Needle 130mm Complete	
100	117	Weft Needle 54mm	
100	118	Weft Needle 42mm	





Pawtucket Mill Supply

These are the most popular parts that we stock at this time. If you do not see what you need. Please contact me and we will get it for you.

100	119	Weft Needle Holder 54mm	
100	120	Contact Rail 546mm (42mm Frame)	
100	121	Contact Rail 632mm (53mm Frame)	
100	122	Binder Insert Needle 2 Hole	





Pawtucket Mill Supply

These are the most popular parts that we stock at this time. If you do not see what you need. Please contact me and we will get it for you.

100	123	Safety Wire	
100	124	Drop Pin (for the retaining hooks)	
100	125	Clutch Spring	
100	126	Yarn Tension Disk	





Pawtucket Mill Supply

These are the most popular parts that we stock at this time. If you do not see what you need. Please contact me and we will get it for you.

100	127	Roller Lever Complete	
100	128	NF Traction Spring 312mm	
100	129	Reed shaft bearing (Right Side) D37/30/16 Covered one end See 100360 for the left side bearing	
100	130	Harness Jack #203	

Pawtucket Mill Supply

These are the most popular parts that we stock at this time. If you do not see what you need. Please contact me and we will get it for you.

100	131	Harness Jack #204	
100	132	Harness Jack #205	
100	133	Harness Jack #206	
100	134	180 x 5.5 0.05 Large Heddle	

Pawtucket Mill Supply

These are the most popular parts that we stock at this time. If you do not see what you need. Please contact me and we will get it for you.

100	135	180 x 4 x 3.5 Small Heddle	
100	136	Weft Accumulator TS612A	
100	137	Weft Accumulator control Box 8 Position	
100	138	Change Wheel Shaft Complete D15 x 140mm	





Pawtucket Mill Supply

These are the most popular parts that we stock at this time. If you do not see what you need. Please contact me and we will get it for you.

100	139	Lampshade	
100	140	Clutch Shaft D45 x 111mm	
100	141	NF 54mm Tape Plate complete	
100	142	Weave Head NF 45/54/ 66mm	





Pawtucket Mill Supply

These are the most popular parts that we stock at this time. If you do not see what you need. Please contact me and we will get it for you.

100	143	Heating tube Finishing machine 550 volts	
100	144	Weft Needle NF 27mm	
100	145	Connecting Rod NF 54mm	
100	146	Connecting Rod NF 27mm	

Pawtucket Mill Supply

These are the most popular parts that we stock at this time. If you do not see what you need. Please contact me and we will get it for you.

100	147	Connecting Rod NF 42mm	
100	148	Bearing Clamps PT5 3515 15x60	
100	149	Right Side Lever PT5	
100	150	Left Side Lever PT5	





Pawtucket Mill Supply

These are the most popular parts that we stock at this time. If you do not see what you need. Please contact me and we will get it for you.

100	151	Harness Lift Clamp PT5 Right Side	
100	152	Harness Lift Clamp PT5 Left Side	
100	153	8/27 Tape Plate Complete PT5	
100	154	Tube Right D4/5x480 PT5	





Pawtucket Mill Supply

These are the most popular parts that we stock at this time. If you do not see what you need. Please contact me and we will get it for you.

100	155	Creel Tension Disk	
100	156	Wire Guide PT5 10/7x20	
100	157	Bearing Plate set up complete 8/27 PT5	
100	158	Reed Crank Axle Lever (33)	





Pawtucket Mill Supply

These are the most popular parts that we stock at this time. If you do not see what you need. Please contact me and we will get it for you.

100	159	Weft Needle 84mm Round Head	
100	160	SA2200 Bearing for 130mm Weft Crank with Grease Hole	
100	161	Double Eye Filling Guide	
100	162	Roller Seat	




Pawtucket Mill Supply

These are the most popular parts that we stock at this time. If you do not see what you need. Please contact me and we will get it for you.

100	163	Motor Drive Belt 30x9x1175	
100	164	96 Hole Comber Board 38mm Wide,70mm Deep Comber Boards can be made to customers specifications.	
100	165	Binder insert needle PT5	
100	166	6/45 Weft Needle	





Pawtucket Mill Supply

These are the most popular parts that we stock at this time. If you do not see what you need. Please contact me and we will get it for you.

100	167	Bearing Bushing Complete (Filling) D42x43	
100	168	Pinion Gear Bearing D21/15x16 (Needle Tube)	
100	169	Bearing Tube	
100	170	Retaining Hook 1mm	





Pawtucket Mill Supply

These are the most popular parts that we stock at this time. If you do not see what you need. Please contact me and we will get it for you.

100	171	Reed Clip	
100	172	Double Roller Support Right Side	
100	173	Pattern Chain Up Link	
100	174	Bottom up Left Link	





Pawtucket Mill Supply

These are the most popular parts that we stock at this time. If you do not see what you need. Please contact me and we will get it for you.

100	175	Bottom Link	
100	176	Bottom up Right Link	
100	177	Tension Roller Support NFJM2	
100	178	Tension Roller Support NFJM2	





Pawtucket Mill Supply

These are the most popular parts that we stock at this time. If you do not see what you need. Please contact me and we will get it for you.

100	179	Tension Roller	NFJM2	
100	180	Ball Bearing		
100	181	Crank Bearing Bolt 16 x 27		
100	182	Stringing Rail NF 42		

Pawtucket Mill Supply

These are the most popular parts that we stock at this time. If you do not see what you need. Please contact me and we will get it for you.

100	183	Binder Thread Inserter 1 Hole	
100	184	Weft Compensating Spring 0.5	
100	185	Magnet Green NFJM2	
100	186	Buscable Block 1 Long	





Pawtucket Mill Supply

These are the most popular parts that we stock at this time. If you do not see what you need. Please contact me and we will get it for you.

100	187	Lamp Unit	
100	188	Button - Green Start	
100	189	Button - Yellow Jog	
100	190	66mm Weft Needle	





Pawtucket Mill Supply

These are the most popular parts that we stock at this time. If you do not see what you need. Please contact me and we will get it for you.

100	191	Drop Wire 140*11*03mm	
100	192	Duplex Healds 180x5.5x0.3	
100	193	Yarn Guide Rod	
100	194	Reed Spring (Applies tension to the press roller)	

Pawtucket Mill Supply

These are the most popular parts that we stock at this time. If you do not see what you need. Please contact me and we will get it for you.

100	195	Double Insert Weft Needle 5mm	
100	196	Double Deck Weft Needle 10mm	
100	197	Stitcher Wire D09x16 PT5	
100	198	Roller (Mutrans)Complete with Bearings	





Phone, 401-722-0950
Cell, 401-545-0749

Prices subject to Change

www.pawtucketmill.com
Email, kdurn@pawtucketmill.com





Pawtucket Mill Supply

These are the most popular parts that we stock at this time. If you do not see what you need. Please contact me and we will get it for you.

100	199	Lower Ribbon Holder PT5	
100	200	Bearing Bolt 52x56	
100	201	Binder Thread Cover	
100	202	Lamp 48v 7w	





Pawtucket Mill Supply

These are the most popular parts that we stock at this time. If you do not see what you need. Please contact me and we will get it for you.

100	203	Binder Cam Cover	
100	204	Tension Disc Spring	
100	205	Harness Adjusting Tool	
100	206	Mutrans Bearing Bolt	





Pawtucket Mill Supply

These are the most popular parts that we stock at this time. If you do not see what you need. Please contact me and we will get it for you.

100	207	Mutrans Press Roller Holder	
100	208	Mutrans Lever	
100	209	Roller Holder Guide	
100	210	Buscable Block Short NFJM2	





Pawtucket Mill Supply

These are the most popular parts that we stock at this time. If you do not see what you need. Please contact me and we will get it for you.

100	211	Deflecting Wire PT5 Binder Insert Needle Complete with Screw and Washer	
100	212	Weft needle Holder 66mm	
100	213	NF53 Deflecting Tube Unit	
100	214	Warping Reed #26 Dent	

Pawtucket Mill Supply

These are the most popular parts that we stock at this time. If you do not see what you need. Please contact me and we will get it for you.

100	215	Warping Reed #35 Dent	
100	216	Contact Rail 732mm	
100	217	Rubber Tension Spring 274mm	
100	218	Change Gear 42 Tooth	





Phone, 401-722-0950
Cell, 401-545-0749

Prices subject to Change

www.pawtucketmill.com
Email, kdurn@pawtucketmill.com





Pawtucket Mill Supply

These are the most popular parts that we stock at this time. If you do not see what you need. Please contact me and we will get it for you.

100	219	192 Hole Comber Board 43mm wide x 103mm Comber boards can be made to your specification	
100	220	Hooks Jaquard SPE2 Green NFJM2	
100	221	Motor, 1.5HP,220V,60Hz,1150RPM,6.5amps	
100	222	10 DPI Warping reed	

Pawtucket Mill Supply

These are the most popular parts that we stock at this time. If you do not see what you need. Please contact me and we will get it for you.

100	223	Knurled Take Down Roller NF42 SFR	
100	224	Bearing Bolt 27x29 For take Down Roller	
100	225	6304-2RZ Bearing for take Down Roller	
100	226	M2-44Z Toothed gear for take down roller	

Pawtucket Mill Supply

These are the most popular parts that we stock at this time. If you do not see what you need. Please contact me and we will get it for you.

100	227	Ribbon Guide Bar D25 x 470	
100	228	Brace Right for Double Take Down Roller	
100	229	40 Tooth Change Gear	
100	230	Belt Pulley Outside	





Pawtucket Mill Supply

These are the most popular parts that we stock at this time. If you do not see what you need. Please contact me and we will get it for you.

100	231	Belt Pulley Innerside	
100	232	Harness Adjusting Nut	
100	233	Harness Adjusting Nut Bolt	
100	234	Torsion Bar 5x470-80 NF42	





Pawtucket Mill Supply

These are the most popular parts that we stock at this time. If you do not see what you need. Please contact me and we will get it for you.

100	235	Double take down roller support Left side	
100	236	Tape Plate 6/42mm	
100	237	Left hand screw for Tape Plate Ribbon Holder	
100	238	Harness Jack #202	





Pawtucket Mill Supply

These are the most popular parts that we stock at this time. If you do not see what you need. Please contact me and we will get it for you.

100	239	LED Pick Glass Inches/mm	
100	240	Regular Pick Glass inches/mm	
100	241	LED Goose Neck Lamp 650mm Length 24v6w	
100	242	LED Goose Neck Lamp 850mm Length 24v6w	

Pawtucket Mill Supply

These are the most popular parts that we stock at this time. If you do not see what you need. Please contact me and we will get it for you.

100	243	Torsion Shaft holder complete with Bearings	
100	244	Torsion Shaft NF 42 12x6x395	
100	245	Drop Wire 140*11*0.4	
100	246	Drop Wire 140*11*0.5	





Pawtucket Mill Supply

These are the most popular parts that we stock at this time. If you do not see what you need. Please contact me and we will get it for you.

100	247	6/45 Weft Needle Holder	
100	248	Lower Ribbon Holder PT5	
100	249	Upper Ribbon Holder 54mm	
100	250	27mm Weaving head	

Pawtucket Mill Supply

These are the most popular parts that we stock at this time. If you do not see what you need. Please contact me and we will get it for you.

100	251	Eccentric Binding Cam D56	
100	252	Bearing Bolt for Take Down Roller 52x35	
100	253	Weft Needle 27mm	
100	254	NFJM Black magnet	

Pawtucket Mill Supply

These are the most popular parts that we stock at this time. If you do not see what you need. Please contact me and we will get it for you.

100	255	54mm Weft Needle with Widia Ring	
100	256	Filling Tension Unit Double Eye	
100	257	66mm Connecting Rod	
100	258	84mm/130mm Fork Lever	

Pawtucket Mill Supply

These are the most popular parts that we stock at this time. If you do not see what you need. Please contact me and we will get it for you.

100	259	130mm Crank (Dog Bone)	
100	260	Binder thread unit complete 53mm	
100	261	45mm Weft Needle With Widia Ring	
100	262	Center Frame INNER	

Pawtucket Mill Supply

These are the most popular parts that we stock at this time. If you do not see what you need. Please contact me and we will get it for you.

100	263	Center Frame OUTER	
100	264	Stringing Rail NF 53 mm	
100	265	Bearing for Press Roller D35/15x11	
100	266	Neoprene Press Complete with Shaft and Bearings. Roller 35mm	





Phone, 401-722-0950
Cell, 401-545-0749

Prices subject to Change

www.pawtucketmill.com
Email, kdurn@pawtucketmill.com

Pawtucket Mill Supply

These are the most popular parts that we stock at this time. If you do not see what you need. Please contact me and we will get it for you.

100	267	Press Roller Shaft D15x39	
100	268	Belt Drive Variator Disk Outer	
100	269	Belt Drive Variator Pulley Inner	
100	270	66mm Tape Plate	

Pawtucket Mill Supply

These are the most popular parts that we stock at this time. If you do not see what you need. Please contact me and we will get it for you.

100	271	Filling Tension Unit Complete Single End E 38.630/E	
100	272	Pastic Brush (Weft Accumulator)	
100	273	Weft Accumulator Back Tension	
100	274	Single Leaf Front Tension (Weft Accumulator)	





Phone, 401-722-0950
Cell, 401-545-0749

Prices subject to Change

www.pawtucketmill.com
Email, kdurn@pawtucketmill.com





Pawtucket Mill Supply

These are the most popular parts that we stock at this time. If you do not see what you need. Please contact me and we will get it for you.

100	275	130mm Complete head conversion set (2 spaces)	
100	276	Green Switch with Light (START)	
100	277	Red Switch with Light (STOP)	
100	278	Single Eye Filling Yarn Guide	





Pawtucket Mill Supply

These are the most popular parts that we stock at this time. If you do not see what you need. Please contact me and we will get it for you.

100	279	Motor Guard (246/119x564)	
100	280	Motor Guard Spacer SW17x57	
100	281	Intermediate Gear (D93/47x12) Z60	
100	282	27mm Weft Needle Holder	



Pawtucket Mill Supply

These are the most popular parts that we stock at this time. If you do not see what you need. Please contact me and we will get it for you.

100	283	Neoprene Take Down Roller NF42 (D70x404)	
100	284	Neoprene Take Down Roller NF53 (D70x514)	
100	285	Press Rooler 130mm Steel D32x140	
100	286	Press Roller Shaft 130mm (D15x170)	

Pawtucket Mill Supply

These are the most popular parts that we stock at this time. If you do not see what you need. Please contact me and we will get it for you.

100	287	Pressure Roller Shaft 54mm (D15x80)	
100	288	Main Bell Crank (R28) Most used Crank	
100	289	Crank Complete with Bearings (L78)	
100	290	Crank Needle Bearing (D38/25.5x0.8)	




Phone, 401-722-0950
Cell, 401-545-0749

Prices subject to Change

www.pawtucketmill.com
Email, kdurn@pawtucketmill.com

Pawtucket Mill Supply

These are the most popular parts that we stock at this time. If you do not see what you need. Please contact me and we will get it for you.

100	291	Crank Needle Bearing (D24/12x14)	
100	292	Filling Drive Shaft (D15H6x84)	
100	293	Filling Drive Shaft Bearing (D21/15x1.5)	
100	294	Filling Toothed Belt 600L	





Pawtucket Mill Supply

These are the most popular parts that we stock at this time. If you do not see what you need. Please contact me and we will get it for you.

100	295	Filling Toothed Belt 660L	
100	296	Filling drive Belt dual gear Replaces single gear 87/65 Uses L87 belt 100391 universal 9mm belt	
100	297	Filling drive Belt dual gear Replaces single gear 55/29 Uses L87 belt 100391 universal 9mm belt 87/65	
100	298	Timing Belt Wheel (D50x20Z16) Fits 660L Belt	





Pawtucket Mill Supply

These are the most popular parts that we stock at this time. If you do not see what you need. Please contact me and we will get it for you.

100	299	Binder thread stop motion bar holder 25/10x116 ELS	
100	300	Binder thread stop motion bar holder 25/10/116 ELS	
100	301	Spring Hub (D20x10) Binder thread spring unit	
100	302	Filling Belt Long/Round 3 Tip	





Pawtucket Mill Supply

These are the most popular parts that we stock at this time. If you do not see what you need. Please contact me and we will get it for you.

100	303	Binder Thread Wheel (D80)	
100	304	Stop Motion Bar Support (60/2x320)	
100	305	Fixing rail for contacts 58/12.4x12.5	
100	306	Contact Plate (11.5/1.5x60) For holding contact rails in place	





Pawtucket Mill Supply

These are the most popular parts that we stock at this time. If you do not see what you need. Please contact me and we will get it for you.

100	307	Swivel Head Plate Q20 G Shed	
100	308	Chain Board (The chain board is made of Aluminum)	
100	309	NF 42 Deflecting Tube Complete with Bearings	
100	310	Large Widia Ring Hard tungsten steel used for abrasive filling	





Pawtucket Mill Supply

These are the most popular parts that we stock at this time. If you do not see what you need. Please contact me and we will get it for you.

100	311	Crank L44 (130mm)	
100	312	Weft Compensating Spring 0.6	
100	313	Brake Switch	
100	314	Intermediate Gear Bearing	





Pawtucket Mill Supply

These are the most popular parts that we stock at this time. If you do not see what you need. Please contact me and we will get it for you.

100	315	STOP Switch without light	
100	316	Compansation Spring 0.8x70mm Single eye	
100	317	22 Tooth Change Gear	
100	318	24 Tooth Change Gear	





Pawtucket Mill Supply

These are the most popular parts that we stock at this time. If you do not see what you need. Please contact me and we will get it for you.

100	319	26 Tooth Change Gear	
100	320	28 Tooth Change Gear	
100	321	31 Tooth Change Gear	
100	322	37 Tooth Change Gear	

Pawtucket Mill Supply

These are the most popular parts that we stock at this time. If you do not see what you need. Please contact me and we will get it for you.

100	323	Small Eye Heavy Duty Heddle	
100	324	Long Warping Back Reed	
100	325	Blue Heat Shrink Tubing	
100	326	Nut (for Change Wheel Shaft)	

Phone, 401-722-0950
Cell, 401-545-0749

Prices subject to Change

www.pawtucketmill.com
Email, kdurn@pawtucketmill.com

Pawtucket Mill Supply

These are the most popular parts that we stock at this time. If you do not see what you need. Please contact me and we will get it for you.

100	327	Drop Wire 140x7x0.2	
100	328	Heald 180 x 4.0	
100	329	Clutch Shaft (D45*172) NF 53	
100	330	Clutch Shaft (D45*120)	





Pawtucket Mill Supply

These are the most popular parts that we stock at this time. If you do not see what you need. Please contact me and we will get it for you.

100	331	170mm Weft Needle	
100	332	170mm Weft Needle Tip	
100	333	Needle Crank 0116101	
100	334	L92 Crank	

Pawtucket Mill Supply

These are the most popular parts that we stock at this time. If you do not see what you need. Please contact me and we will get it for you.

100	335	130mm Weaving Head	
100	336	130mm Tape Plate Complete	
100	337	130mm Weft Needle Holder (For NF weft needle 100116)	
100	338	Crank Lever	





Pawtucket Mill Supply

These are the most popular parts that we stock at this time. If you do not see what you need. Please contact me and we will get it for you.

100	339	PT5 Selvedge Tape Plate	
100	340	Single Take Down Roller Support Guard	
100	341	Casing Clamp For Traction Spring Guards 20-1 x 105	
100	342	Frame Support For Traction spring housing 65x20x238.5	





Pawtucket Mill Supply

These are the most popular parts that we stock at this time. If you do not see what you need. Please contact me and we will get it for you.

100	343	Spring Fastening Locator 70-48x193.5	
100	344	84mm Weft Needle Curved for regular weave head	
100	345	84mm weft Holder	
100	346	Chain Pin w/Clip 108.9mm	


Pawtucket Mill Supply

These are the most popular parts that we stock at this time. If you do not see what you need. Please contact me and we will get it for you.

100	347	34 Tooth Change Gear	
100	348	84mm Crank lever Regular weaving head	
100	349	Torsion Bar Clamp	
100	350	Torsion Wire Lever	


Pawtucket Mill Supply

These are the most popular parts that we stock at this time. If you do not see what you need. Please contact me and we will get it for you.

100	351	Binder Assembly Traction Wire	
100	352	NF Gear Box	
100	353	130mm Needle Tip	
100	354	Reed Shaft NF 42 D30.4x528	

Pawtucket Mill Supply

These are the most popular parts that we stock at this time. If you do not see what you need. Please contact me and we will get it for you.

100	355	Reed Shaft NF 53 D30.4x642	
100	356	45 degree needle block top plate	
100	357	Clutch Shaft Bearing D42*15x13	
100	358	Pick Clocks 4 shift continuous no reset.	




Phone, 401-722-0950
Cell, 401-545-0749

Prices subject to Change

www.pawtucketmill.com
Email, kdurn@pawtucketmill.com

Pawtucket Mill Supply

These are the most popular parts that we stock at this time. If you do not see what you need. Please contact me and we will get it for you.

100	359	Tension Disc (2) 0.8mm Spring Y-690 with Y-684 posts	
100	360	Needle Tube (Reed Shaft) D37/30x16 See 100129 for the right side covered bearing	
100	361	Threader Tube For Filling guide holder (13x6x6)	
100	362	Spacer Bushing For Filling guide holder D12x6	





Pawtucket Mill Supply

These are the most popular parts that we stock at this time. If you do not see what you need. Please contact me and we will get it for you.

100	363	Latch needle Crank 30/15x80	
100	364	Needle Cam D62x23	
100	365	Holding Rod NF42. 182/44x12 for filling guides	
100	366	Holding Rod NF53. 237/44x12 for filling guides	





Pawtucket Mill Supply

These are the most popular parts that we stock at this time. If you do not see what you need. Please contact me and we will get it for you.

100	367	Stem Carrier (to secure 100365 and 100366)	
100	368	Binder Thread Holder	
100	369	Loom Back Reed 210 x 420	
100	370	Double Deck Binder Thread Insert Needle 13mm Hole Centers	





Pawtucket Mill Supply

These are the most popular parts that we stock at this time. If you do not see what you need. Please contact me and we will get it for you.

100	371	Mu1 Filling toothed Belt 16x490	
100	372	11 Dent (per inch) Reed Stock H 2-78 MH 2" Reed Stock can be ordered to Customers specifications.	
100	373	220V Electrical Box Complete with wiring and switch assembly	
100	374	Double Eye Heddle For double Deck 13mm Hole Centers	

Pawtucket Mill Supply

These are the most popular parts that we stock at this time. If you do not see what you need. Please contact me and we will get it for you.

100	375	42mm Binder Thread lifting unit	
100	376	84mm Round Head Gear Shaft	
100	377	84mm Round Head Shaft	
100	378	84mm Round Head Gear Wheel	


Pawtucket Mill Supply

These are the most popular parts that we stock at this time. If you do not see what you need. Please contact me and we will get it for you.

100	379	84mm Round Head Ring	
100	380	84mm Round Head Bearing	
100	381	84mm Round Head Belt	
100	382	84mm Round Head Cover	





Pawtucket Mill Supply

These are the most popular parts that we stock at this time. If you do not see what you need. Please contact me and we will get it for you.

100	383	84mm Round Head Adjusting Seat	
100	384	Round Head Reed Axle	
100	385	84mm Round Head Needle Holder	
100	386	84mm Round head Crank lever	





Pawtucket Mill Supply

These are the most popular parts that we stock at this time. If you do not see what you need. Please contact me and we will get it for you.

100	387	Circuit board for the Electrical box 100373	
100	388	Binder thread pulley V or round belt option belt	
100	389	Filling transport bearing bracket	
100	390	Dual Filling gear (10/24) fits 660L Belt	


Pawtucket Mill Supply

These are the most popular parts that we stock at this time. If you do not see what you need. Please contact me and we will get it for you.

100	391	L87 Belt 9mm Wide for universal fit.	
100	392	Knurled Take down roller SNF NF 53	
100	393	Threaded wheel shaft for binder transport	
100	394	Loom Frame Bracket	





Pawtucket Mill Supply

These are the most popular parts that we stock at this time. If you do not see what you need. Please contact me and we will get it for you.

100	395	Regulator Plate	
100	396	Filling Transportation Unit	
100	397	NF Filling Shaft 680mm	
100	398	6/42 Steel Roller with Bearings and Axle	




Pawtucket Mill Supply

These are the most popular parts that we stock at this time. If you do not see what you need. Please contact me and we will get it for you.

100	399	Latch Needle 73.71.3 Picture for reference only.	
100	400	G Shed Swivel Plate	
100	401	Ball Bearing (Deflecting Tube)	
100	402	NF Base Wheel Z14 To Change pick ratio	




Pawtucket Mill Supply

These are the most popular parts that we stock at this time. If you do not see what you need. Please contact me and we will get it for you.

100	403	NF Base Wheel Z19 To change pick ratio	
100	404	NF Base Wheel Z37 to change pick ratio	
100	405	NF Base Wheel Z42 To change pick ratio	
100	406	84mm Regular Weaving Head Conversion Kit Two head Kit 42mm Frame Regular head	<p>The Kit consists of the following. 2 Weaving heads complete with tape plates,2 weft needles,2 weft needle holders,2 catch thread needles, 2 catch thread holders, 2 weft cranks,2 weft crank holders, 1 torsion shaft, 1 torsion bar. All parts and fittings to attach the heads to the loom.</p>





Pawtucket Mill Supply

These are the most popular parts that we stock at this time. If you do not see what you need. Please contact me and we will get it for you.

100	407	84mm Press roller complete with shaft and bearings	
100	408	Torsion Shaft 520mm NF53	
100	409	84mm Round head Conversion Kit 4 heads 53mm frame	The Kit consists of the following. 4 Weaving heads complete with tape plates,4 weft needles,4 weft needle holders,4 catch thread needles, 4 catch thread holders, 4 weft cranks,4 weft crank holders, 1 torsion shaft, 1 torsion bar. All parts and fittings to attach the heads to the loom.
100	410	550 Volt electric motor	





Pawtucket Mill Supply

These are the most popular parts that we stock at this time. If you do not see what you need. Please contact me and we will get it for you.

100	411	Latch Needle Small Picture for reference only	
100	412	Latch Needle Medium Picture for reference only	
100	413	Latch Needle Large Picture for reference only	
100	414	Main Left Side Plate	

Pawtucket Mill Supply

These are the most popular parts that we stock at this time. If you do not see what you need. Please contact me and we will get it for you.

100	415	Main Right Side Plate	
100	416	53mm Body Extension	
100	417	Chain Tension Waggle spring	
100	418	Chain Tension Roller NF	





Pawtucket Mill Supply

These are the most popular parts that we stock at this time. If you do not see what you need. Please contact me and we will get it for you.

100	419	Chain Tension Roller frame	
100	420	Chain Tension Frame complete with Roller	
100	421	Front Reed Holder lever	
100	422	Oil Pump Sieve	





Pawtucket Mill Supply

These are the most popular parts that we stock at this time. If you do not see what you need. Please contact me and we will get it for you.

100	423	Oil Pump Strainer cover	
100	424	Oil Pump Complete unit	
100	425	Gear Box Rubber Gasket	
100	426	Binder thread stop motion Guide Complete NF 42	





Pawtucket Mill Supply

These are the most popular parts that we stock at this time. If you do not see what you need. Please contact me and we will get it for you.

100	427	Binder thread stop motion Guide Complete NF 53	
100	428	Reed Shaft Washer 50*31*1 P21	
100	429	Reed Shaft Washer 45*29.5*1 P22	
100	430	Reed Shaft Locking Ring P50	





Pawtucket Mill Supply

These are the most popular parts that we stock at this time. If you do not see what you need. Please contact me and we will get it for you.

100	431	ND Rubber traction Spring	
100	432	Jacquard Stringing Cord	
100	433	Needle Tube 1.7mm 120mm long for Knitting machines	
100	434	Needle Tube 1.7mm 132.7mm long	





Pawtucket Mill Supply

These are the most popular parts that we stock at this time. If you do not see what you need. Please contact me and we will get it for you.

100	435	Needle Tube 1.7mm 190mm long	
100	436	Loom Latch Needle 77.98/01 2.5 Hook Picture for reference only	
100	437	Loom Latch Needle 97.98/03 2.1 Hook Picture for reference only	
100	438	Warp Guide 55-120mm Oval Tube	





Pawtucket Mill Supply

These are the most popular parts that we stock at this time. If you do not see what you need. Please contact me and we will get it for you.

100	439	Warp Guide 74-120mm Oval Tube	 A metal warp guide with a U-shaped hook at one end and a long handle at the other. A light blue paper tag with the number '1312' is attached to the handle.
100	440	Warp Guide 74-137mm Oval Tube	 A metal warp guide with a U-shaped hook at one end and a long handle at the other. A light blue paper tag with the number '1010' is attached to the handle.
100	441	Warp Guide 74-137mm 1.5 Round Tube	 A metal warp guide with a U-shaped hook at one end and a long handle at the other. A light blue paper tag with the number '1312' is attached to the handle.
100	442	Warp Guide 74-137mm 2.2 Round Tube	 A metal warp guide with a U-shaped hook at one end and a long handle at the other. A light blue paper tag with the number '1105' is attached to the handle.





Pawtucket Mill Supply

These are the most popular parts that we stock at this time. If you do not see what you need. Please contact me and we will get it for you.

100	443	Warping guide Reed (for the rear of a Warping machine) Picture is for reference only	
100	444A	NF 42 Harness Frame complete Inner	
100	444B	NF 42 Harness Frame complete Outer	
100	445A	NF 53 Harness Frame complete Inner	




Pawtucket Mill Supply

These are the most popular parts that we stock at this time. If you do not see what you need. Please contact me and we will get it for you.

100	445B	NF 53 Harness Frame complete Outer	
100	446	Filling Bracket Stabilizer	<p>The Stabilizer will help reduce wear on the filling bearing busshing and help reduce width variation as it keeps the filling Shaft from running out of true. This unit is a special order, estimated delivery 4 weeks.</p>
100	447	NF 53 Filling Stop motion stripper complete located on the front of the loom to prevent wrap arounds	
100	448	Binder Thread drive belt round	<div style="display: flex; justify-content: space-around;">   </div> <p style="text-align: right;">Belt Location</p>





Pawtucket Mill Supply

These are the most popular parts that we stock at this time. If you do not see what you need. Please contact me and we will get it for you.

100	449	We can offer a wide selection of Reed hooks Please call for details and pricing Too many hooks to list, let us know your preference.	
100	450	6" Rubber warp Reed (picture is for reference only)	
100	451	Gear Box oil Seal D32/20.7	
100	452	Tempered steel rod Cut to 6ft lengths	<p>Special Order for Customer. The steel rod comes in a coil, and cut to 6 feet lengths</p>




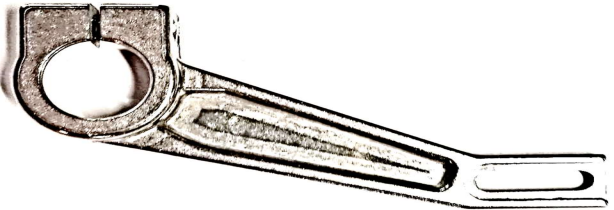
Pawtucket Mill Supply

These are the most popular parts that we stock at this time. If you do not see what you need. Please contact me and we will get it for you.

100	453	Filling Bar Holder	
100	454	Harness Screw	
100	455	Weft Drive Lever 42/21x91	
100	456	Reed Drive Lever	

Pawtucket Mill Supply

These are the most popular parts that we stock at this time. If you do not see what you need. Please contact me and we will get it for you.

100	457	73.60 G8 Knitting Needle Picture for reference only	
100	458	Brake lining with Glue	
100	459	4/54mm Complete weaving conversion kit with side plates and all parts required for a quick change. Please note the image is for visual only 8 space shown	
100	460	Needle block Lever	



Pawtucket Mill Supply

These are the most popular parts that we stock at this time. If you do not see what you need. Please contact me and we will get it for you.

100	461	Weft Crank	
100	462	Weft Crank cam	
100	463	Harness Guide Left	
100	464	Harness Guide Right	

Pawtucket Mill Supply

These are the most popular parts that we stock at this time. If you do not see what you need. Please contact me and we will get it for you.

100	465	Loom Cover latch With clamp and screws (large)	
100	466	Filling tension roller complete	
100	467	177 mm Chain Pin for 20 Harness	
100	468	Adjusting Bush for Intermediate gear	




Pawtucket Mill Supply

These are the most popular parts that we stock at this time. If you do not see what you need. Please contact me and we will get it for you.

100	469	Spacer Ring for Adjusting bush Intermediate gear	
100	470	Compansation Spring 0.8x95 Double eye	
100	471	Upper Ribbon Holder for 84mm Round head	
100	472	Latch Needle drive bearing 22x16x16 Right side	



Pawtucket Mill Supply

These are the most popular parts that we stock at this time. If you do not see what you need. Please contact me and we will get it for you.

100	473	Latch NeedleDrive bearing 22x16x16 Left side	
100	474	Bottom Casing 84mm Round head	
100	475	Top Casing 84mm Round head	
100	476	Comez Drop wire 1.1mm	



Pawtucket Mill Supply

These are the most popular parts that we stock at this time. If you do not see what you need. Please contact me and we will get it for you.

100	477	Relay Base for GJKD 6/50mm loom	
100	478	NF Chain Drum 20 Harness	
100	479	Torsion Bar NF53	
100	480	NF 53 Shaft stabilizer support	

Pawtucket Mill Supply

These are the most popular parts that we stock at this time. If you do not see what you need. Please contact me and we will get it for you.

100	481	NF 53 Redesigned shaft support	
100	482	NF 53 Redirection bar D15x580 Front of the loom	
100	483	NF 53 Yarn path bar D18x 537 Behind the drop wires	
100	484	Filling Brace Mutrans II	





Pawtucket Mill Supply

These are the most popular parts that we stock at this time. If you do not see what you need. Please contact me and we will get it for you.

100	485	Rear Pulley and belt cover	
100	486	NF 53 Worm gear Shaft (main Shaft) D60 x 671	
100	487	Cone holder support rod	
100	488	Yarn Eye board guide 21 eyes. Item can be made to customer specification. Call for quote and pricing	

Pawtucket Mill Supply

These are the most popular parts that we stock at this time. If you do not see what you need. Please contact me and we will get it for you.

100	489	Center frame Support	
100	490	Loom Handle	
100	491	41 Tooth Pick Gear	
100	492	Contact Rail Guide	





Pawtucket Mill Supply

These are the most popular parts that we stock at this time. If you do not see what you need. Please contact me and we will get it for you.

100	493	Harness Guide	
100	494	Pressure Roller D50/32x60 (740735) Complete with shaft and bearings	
100	495	Pressure Roller shaft support	
100	496	16/16 Needle shaft bearing Left side	



Pawtucket Mill Supply

These are the most popular parts that we stock at this time. If you do not see what you need. Please contact me and we will get it for you.

100	497	16/16 Needle shaft bearing with end cap right side	
100	498	Binder wheel pulley guard	
100	499	0.07mm Binder Spring	
100	500	Bell Crank Shaft	





Pawtucket Mill Supply

These are the most popular parts that we stock at this time. If you do not see what you need. Please contact me and we will get it for you.

100	501	NF42 Right side cover special order only Call for pricing	
100	502	Weft Feed sensor Magnet	
100	503	Weft feeder Brass screw for the sensor 100 503	
100	504	84mm Round weaving head complete	

Pawtucket Mill Supply

These are the most popular parts that we stock at this time. If you do not see what you need. Please contact me and we will get it for you.

100	505	Needle lever	
100	506	50mm Round head weft needle	
100	507	Rubber Traction Spring Cover	
100	508	Needle Shaft 16/6x685	




Pawtucket Mill Supply

These are the most popular parts that we stock at this time. If you do not see what you need. Please contact me and we will get it for you.

100	509	Q20 Harness Guide	
100	510	66mm Weft needle with Widia ring	
100	511	NC 130mm Weft Needle (836-120)	
100	512	Ceramic Eyelet (for 100126)	





Pawtucket Mill Supply

These are the most popular parts that we stock at this time. If you do not see what you need. Please contact me and we will get it for you.

100	513	Double Press Roller support	
100	514	open	
100	515	HF2016 one way bearing for clutch shaft	
100	516	1mm Compenstating spring Double eye	





Pawtucket Mill Supply

These are the most popular parts that we stock at this time. If you do not see what you need. Please contact me and we will get it for you.

100	517	Change wheel shaft NF 28 (192mm)	
100	518	84mm Lower ribbon holder regular head (2 space)	
100	519	84mm Upper ribbon holder Regular head (2 Space)	
100	520	Spacer disc (use on bearing 100291)	





Pawtucket Mill Supply

These are the most popular parts that we stock at this time. If you do not see what you need. Please contact me and we will get it for you.

100	521	84mm Round head tape plate complete	
100	522	Binder spring 0.5	
100	523	Binder spring 1.0mm	
100	524	Sicam Varitex Binder thread insert needle Right hand for the 160mm loom	




Pawtucket Mill Supply

These are the most popular parts that we stock at this time. If you do not see what you need. Please contact me and we will get it for you.

100	525	Sicam Varitex Binder thread insert needle Left hand for the 160mm loom	
100	526	Light weight Tension disc (D)	
100	527	Tension disc spring 1mm (for 100126 and 100541)	
100	528	35 Tooth pick gear	



Pawtucket Mill Supply

These are the most popular parts that we stock at this time. If you do not see what you need. Please contact me and we will get it for you.

100	529	Open	
100	530	Binder thread drive V belt (OPTI VB 6x450LI)	
100	531	1.2mm x 130mm Compensating spring with ceramic eye	
100	532	Inner main motor drive belt cover NF	





Pawtucket Mill Supply

These are the most popular parts that we stock at this time. If you do not see what you need. Please contact me and we will get it for you.

100	533	Selvedge Plate 170mm Left hand	
100	534	Selvedge Plate 170mm Right hand	
100	535	170mm Retaining Hook (for 100533 and 100534)	
100	536	Brass Handle left hand thread for tape plates	



Pawtucket Mill Supply

These are the most popular parts that we stock at this time. If you do not see what you need. Please contact me and we will get it for you.

100	537	#100 537 Yarn Path Bar 18mm x 637mm	
100	538	#100 538 Yarn Path Bar 12mm x 673mm	
100	539	Bearing Bolt (16mm x 41mm)	
100	540	Tension disc nut (for 100126 and 100541)	



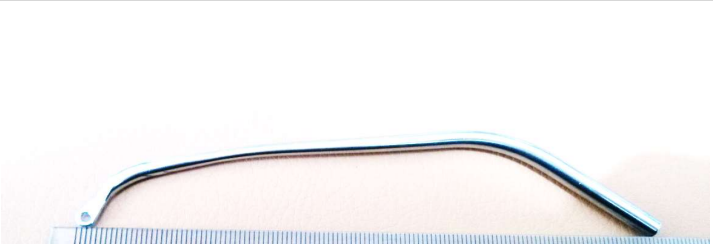
Pawtucket Mill Supply

These are the most popular parts that we stock at this time. If you do not see what you need. Please contact me and we will get it for you.

100	541	#100 541 Tension disc with (1mm spring)	
100	542	#100 542 (A-056-TC) Ceramic eyelet. Gray	Picture coming
100	543	#100 543 (A-056-AP) Ceramic eyelet. Same as 100542 only in Pink	Picture coming
100	544	#100 544 (0.9mm Jacquard) 1500 Meter spool	

Pawtucket Mill Supply

These are the most popular parts that we stock at this time. If you do not see what you need. Please contact me and we will get it for you.

100	545	#100 545 (730-530) 3/4 S/cm* Worm Wheel Pairs with #100 546	
100	546	#100 546 (730-502) 3/4 S/cm* Worm shaft Pairs with #100 545	
100	547	#100 547 Electrical box complete with Frequency inverter (220 volt 3 phase)	Picture coming
100	548	#100 548 Weft needle 80Z H2 (731-161)	

Pawtucket Mill Supply

These are the most popular parts that we stock at this time. If you do not see what you need. Please contact me and we will get it for you.

100	549	#100 549 Production hour clock 24 volt to 220 volts	
100	550	#100 550 Worm Wheel 14.5 S/CM* (503) Pair with 100551	
100	551	#100 551 Worm Shaft 14.5 S/CM* (503) Pair with 100550	
100	552	NC weft needle holder (Fits 100511 Weft needle)	

Pawtucket Mill Supply

These are the most popular parts that we stock at this time. If you do not see what you need. Please contact me and we will get it for you.

Pawtucket Mill Supply

These are the most popular parts that we stock at this time. If you do not see what you need. Please contact me and we will get it for you.

Pawtucket Mill Supply

These are the most popular parts that we stock at this time. If you do not see what you need. Please contact me and we will get it for you.

Pawtucket Mill Supply

These are the most popular parts that we stock at this time. If you do not see what you need. Please contact me and we will get it for you.

Pawtucket Mill Supply

These are the most popular parts that we stock at this time. If you do not see what you need. Please contact me and we will get it for you.

Pawtucket Mill Supply

These are the most popular parts that we stock at this time. If you do not see what you need. Please contact me and we will get it for you.

Pawtucket Mill Supply

These are the most popular parts that we stock at this time. If you do not see what you need. Please contact me and we will get it for you.
